

PLAN OF STAGE 1 CORED SLAB UNIT (TYPE II)

(SPAN A SHOWN, OTHER SPANS SIMILAR)

NOTES

- THE GUARDRAIL ANCHOR ASSEMBLY SHALL CONSIST OF THE FOLLOWING COMPONENTS :
- A. FERRULES SHALL BE MADE FROM STEEL MEETING THE REQUIREMENTS OF AASHTO M169, GRADE 12L14 AND SHALL HAVE A MINIMUM LENGTH OF THREADS OF 2 1/2".
 - B. 4 - 1" Ø X 2 1/4" BOLTS WITH WASHERS, BOLTS SHALL CONFORM TO THE REQUIREMENTS OF ASTM A307. BOLTS AND WASHERS SHALL BE GALVANIZED. (AT THE CONTRACTOR'S OPTION, STAINLESS STEEL BOLTS AND WASHERS MAY BE USED AS AN ALTERNATE FOR THE 1" Ø X 2 1/4" GALVANIZED BOLTS AND WASHERS. THEY SHALL CONFORM TO OR EXCEED THE MECHANICAL REQUIREMENTS OF ASTM A307. THE USE OF THIS ALTERNATE SHALL BE APPROVED BY THE ENGINEER.)
 - C. WIRE STRUTS SHOWN IN THE GUARDRAIL ANCHOR ASSEMBLY ARE MINIMUM ALLOWABLE SIZE AND SHALL HAVE A MINIMUM TENSILE STRENGTH OF 100,000 P.S.I. AS AN OPTION, A 7/16" Ø WIRE STRUT WITH A MINIMUM TENSILE STRENGTH OF 90,000 PSI IS ACCEPTABLE.

GUARDRAIL ANCHOR ASSEMBLY WITH BOLTS SHALL BE ASSEMBLED IN THE SHOP. BOLT THREADS MAY BE RECUT AS NECESSARY TO INSURE FIT.

THE COST OF THE GUARDRAIL ANCHOR ASSEMBLY COMPLETE IN PLACE, SHALL BE INCLUDED IN THE UNIT CONTRACT PRICE BID FOR 3'-0" X 1'-9" PRESTRESSED CONCRETE CORED SLABS.

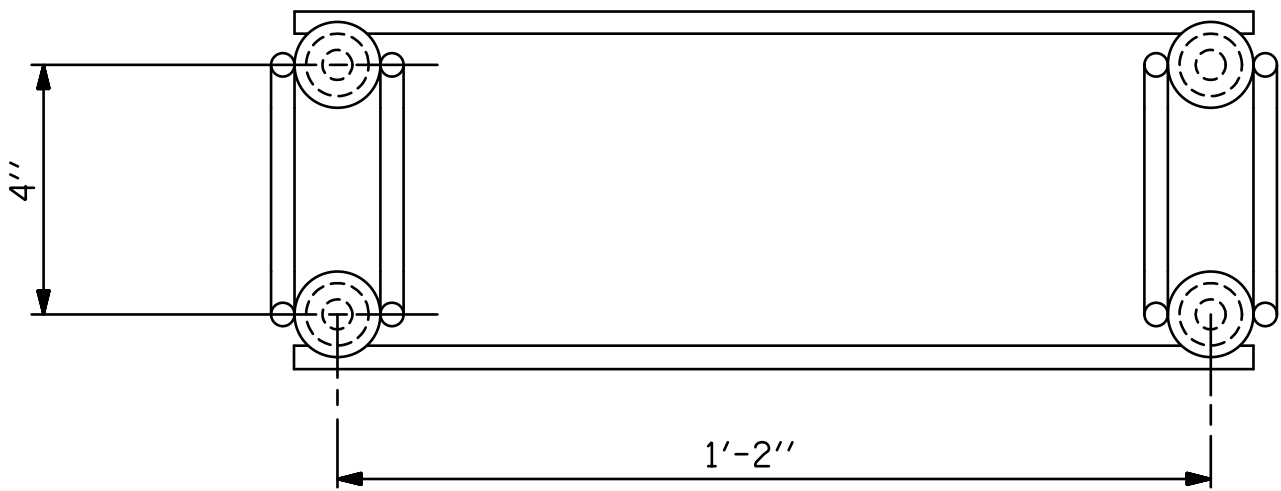
FERRULES TO BE PLUGGED DURING CASTING OF THE CORED SLAB UNITS AS RECOMMENDED BY THE MANUFACTURER.

AT THE CONTRACTOR'S OPTION, FERRULES WITH OPEN OR CLOSED ENDS MAY BE USED.

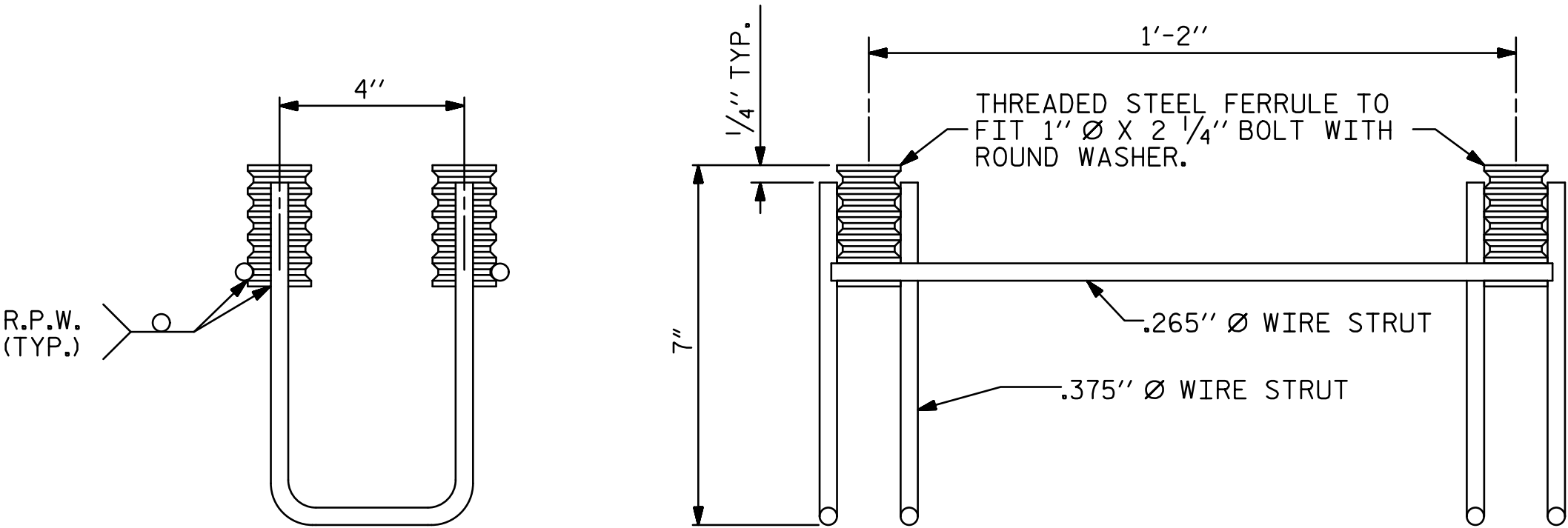
PAYMENT FOR GUARDRAIL, POSTS, AND POST BASE PLATES IS INCLUDED IN ROADWAY PAY ITEMS.

CORED SLAB UNITS REINFORCING STEEL MAY BE SHIFTED AS NECESSARY TO CLEAR GUARDRAIL ANCHOR ASSEMBLY. CARE SHOULD BE TAKEN TO KEEP THE SHIFTING OF REINFORCING STEEL TO A MINIMUM.

AFTER REMOVAL OF TEMPORARY GUARDRAIL ANCHOR ASSEMBLY, THE STRUCTURAL CONCRETE INSERTS SHALL BE FILLED WITH GROUT.



PLAN

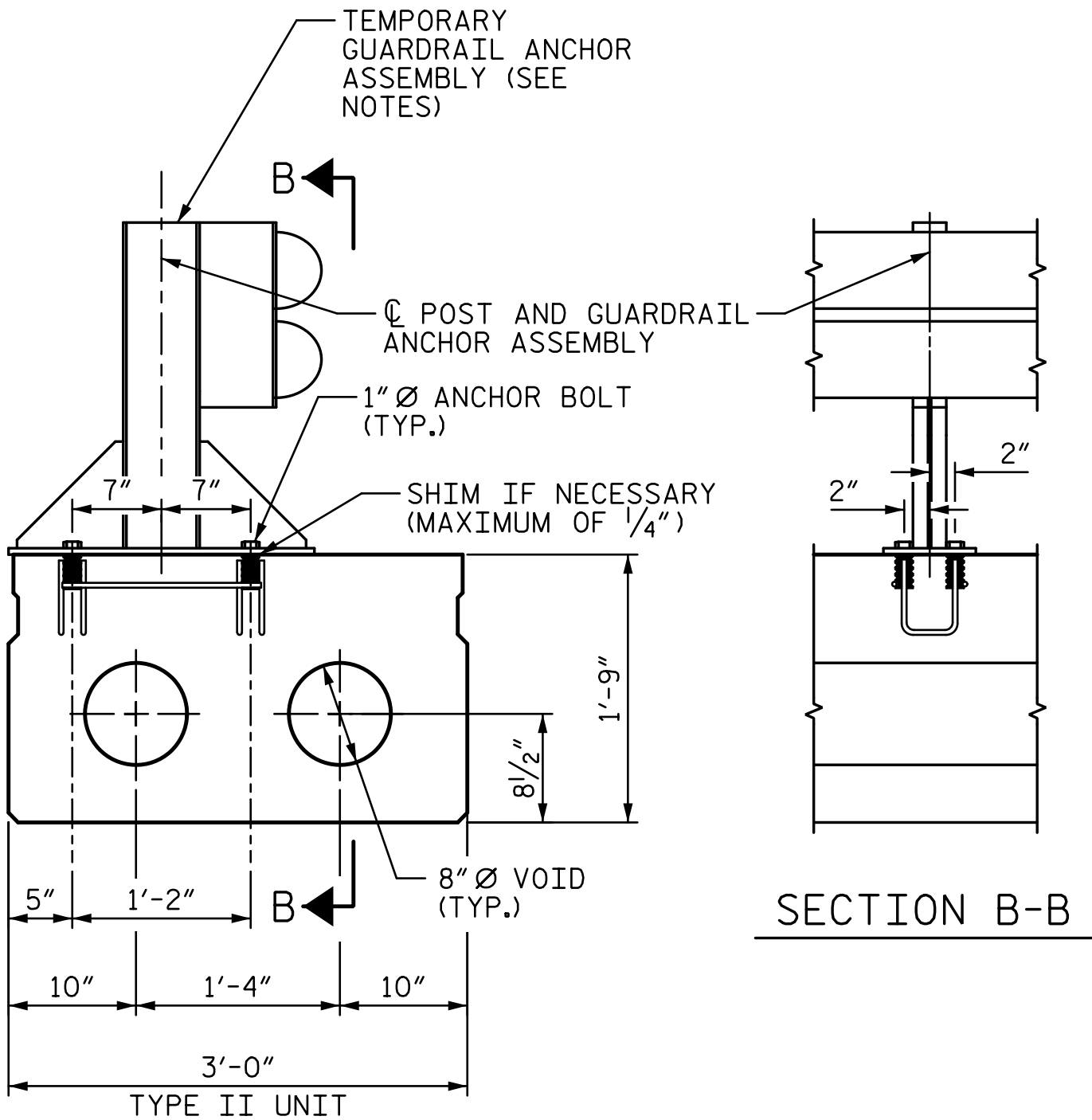


ELEVATION

SIDE VIEW

STRUCTURAL CONCRETE INSERT

(7 ASSEMBLIES REQUIRED IN THE TYPE II CORED SLAB UNITS)
(4 ASSEMBLIES REQUIRED IN THE APPROACH SLABS)



CONCRETE INSERT LOCATION

PROJECT NO. DF18314.2045332

HENDERSON COUNTY

STATION: 13+70.81 -L-



STATE OF NORTH CAROLINA
DEPARTMENT OF TRANSPORTATION
RALEIGH

ANCHORAGE DETAILS FOR
TEMPORARY GUARDRAIL

DRAWN BY : J. SCACCA DATE : 02/2025
CHECKED BY : M. ACOSTA DATE : 02/2025
DESIGN ENGINEER OF RECORD: M. ACOSTA DATE : 03/2026

DOCUMENT NOT CONSIDERED
FINAL UNLESS ALL
SIGNATURES COMPLETED

REVISIONS						SHEET NO.
NO.	BY:	DATE:	NO.	BY:	DATE:	
1			3			S-19
2			4			TOTAL SHEETS 32